

- **Make a clock**

Students can cut out and make their own clocks. The teacher can then call out times and have students put the time on their clock.

*The clock can be made to work in a number of ways. If the teacher laminates the clocks, blue tack can be used to hold the hands in place. Alternatively a push pin in the front which goes through to an eraser on the back can also work.*

- **Snakes and Ladders**

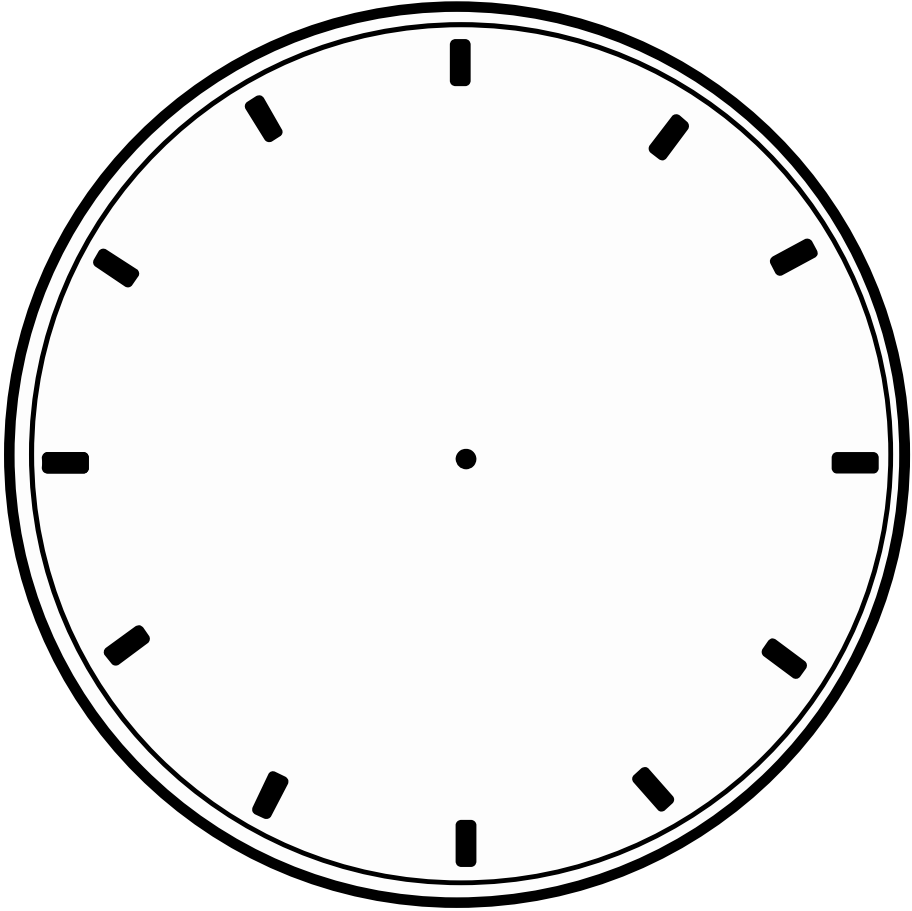
The clocks are empty so the teacher (or students) can customize the time. Students roll a die to move forward. When students land on a clock they must say the time. If they say it incorrectly they go back. Whoever gets to the finish box wins. Two students or a group of students can play this game.

*What to prepare:* A die (dice) and two coins (or board pieces)

- **What time do you...**

Students draw the hands of the clock to show the proper time they do the activity. They then write the time on the line. For the last one they create their own example of when something is.

# Time



Minute hand



Hour hand


# Time



Start					


# Time

What time is it?



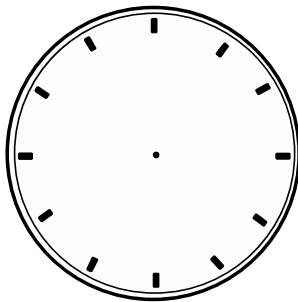
It is \_\_\_\_\_.

What time do you  
eat lunch at?




I eat lunch at \_\_\_\_\_.

What time do you  
go to bed?



I go to bed at \_\_\_\_\_.

What time do you  
\_\_\_\_\_?



I \_\_\_\_\_.